

FXGIANTS

New Partner's Registration Process
& New Partner's Portal Manual



Table of Contents

Register a partner account

Partners Website	2
Partners Registration Button	2
Partners Registration Form	3
• Partner Information Section	3
• Personal Details Section	4
• Address Details	6

Client Portal

Partner Agreement	7
Client Portal - Accounts	8
Client Portal - Partnership	9

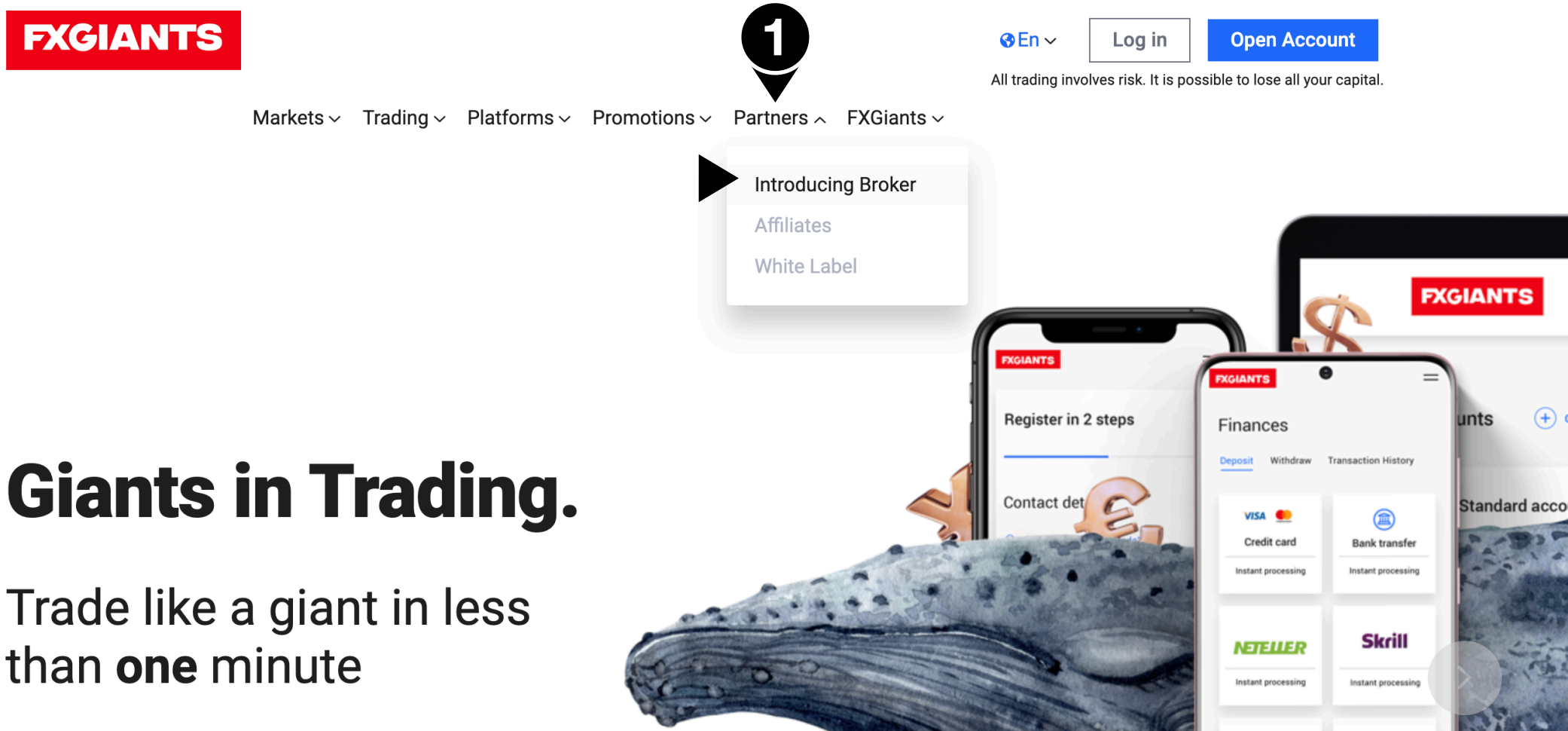
Trading. Partners Portal

Introduction	10
Dashboard	11
Partner Link Creation	14
Reports	16
• Trading Report	16
• Client List Report	18
• Summary by Client Report	20
• Partner’s Hierarchy Report	25

Register a partner account

Website

- 1 Visit the website, navigate through the menu and then select Introducing Broker under Partners.



Partner's Registration button

- 2 Visit the website, navigate through the menu and then select Introducing Broker under Partners.



Introducing Brokers Program

Our Introducing Brokers program is tailored to our partners' needs to maximize their profitability and give them a competitive advantage in this market. Get the most out of this opportunity to partner with a powerful broker and benefit from top commissions through introducing new clients to FXGiants.



Register a partner account

Partner’s Registration Form / Partner’s Information Section

On the Partner’s registration form, fill in the necessary *Partner Information* !

- 1

Email address

If you have an email address with which you are already registered as a client, all fields of the form will be auto-updated and completed except from the scheme section. You will also need to confirm the password you used to register as a client.
- 2

Scheme

Select from the drop down menu one of the available rebate schemes or «Other» if you do not see the rebate scheme you want.
- 3

Password

Use a valid password. Minimum password length is eight characters and it must contain at least 1 number, at least one lowercase character, and at least one uppercase character.
- 4

Country of residence

It will be automatically completed based on your country IP Address. If it is not correct, please amend it manually.
- 5

Phone

The country code will be automatically completed based on your country IP Address. If it is not correct, please amend it manually.

Partner Registration

Partner Information !

1

Email address

2

Scheme

3

Password

Confirm password

4

Country of residence

Cyprus


5

Phone

+357

Register a partner account ---

Partners Registration Form / Personal Details Section

In the second section, fill in your *Personal Details*. 

1 Title
Select your title Mr./Mrs.

2 First Name
Fill in your first name using English characters only.

3 First Name (Local)
It will be automatically translated to your local language. If it's not correct, **make sure you correct it manually**. Enter your first name exactly as it appears on your Bank statement so that we can proceed with your withdrawals faster.

4 Last Name
Fill in your last name using English characters only.

5 Last Name (Local)
It will be automatically translated to your local language. If it's not correct, **make sure you correct it manually**. Enter your last name exactly as it appears on your Bank statement so that we can proceed with your withdrawals faster.

6 Nationality
It will be automatically completed based on your Country of Origin. If it's not correct, please amend it.

7 Corporate Account
Select this account only if you want to open an IB Corporate account and fill in the extra information that will appear.

- Company Name
- Registration Number
- Date of Incorporation
- Country of Incorporation

Register a partner account

Partner's Registration Form / Personal Details Section

Personal Details

1

Title

2

First name

3

First Name (Local)

4

Last name

5

Last Name (Local)

6

Nationality


Cypriot

7

☐ Corporate Account

Register a partner account

Partner's Registration Form / Address Details Section

On the third and final section, fill in your *Address Details*. 

- 1


Start typing your address or postal code, and there will be some automatic results to choose from. If you wish to add your address manually, click on the button 'Enter address manually.'
- 2

If the partner is Japanese, then start typing your and there will be some automatic results to choose from. If you wish to add your address manually, click on the button 'Enter address manually.'
- 3

MLM

Select this only if you want to become an MLM Root partner.
- 4

The last step is to click the 'Continue' button.

Address Details 

1

Postcode

Street

2


Street Number

Please put your street number

County/State

Town/City

3

 [Find a different address](#)

☐ MLM

4

Continue

Partner Agreement

Redirections will take place once you click the ‘Continue’ button as per previous action.

- 1
- Once your account is created, you will be automatically redirected and logged in to the client portal. The next step is to review the Partner Agreement and agree with the Terms and Conditions found at the bottom of the document.
- 2
- Then you can click the ‘Accept’ button.



Accounts

- 1

You can then click on Accounts in Dashboard and choose
- 2

Partner Commissions account.
- In this account, you will receive all of your partner commissions.

1

Dashboard

+

Open new account

Live Floating Spread

★ Get your bonuses!

Equity:

\$70.00

Balance: \$0.00

Credit: \$70.00

Free Margin: \$70.00

Account Number

13122011

Bonus Scheme

Credit

Trading Platform

Metatrader 4

Server

Real3

Deposit

Partner Commisions

Equity:

\$0.00

Balance: \$0.00

Credit: \$0.00

Free Margin: \$0.00

Account Number

12039452

Bonus Scheme

None

Trading report

DateFormat

Deposit

Download

Partnership

Click on the *Partnership button*,  and in this area, you will be able to:

- 1

Create a new partnership

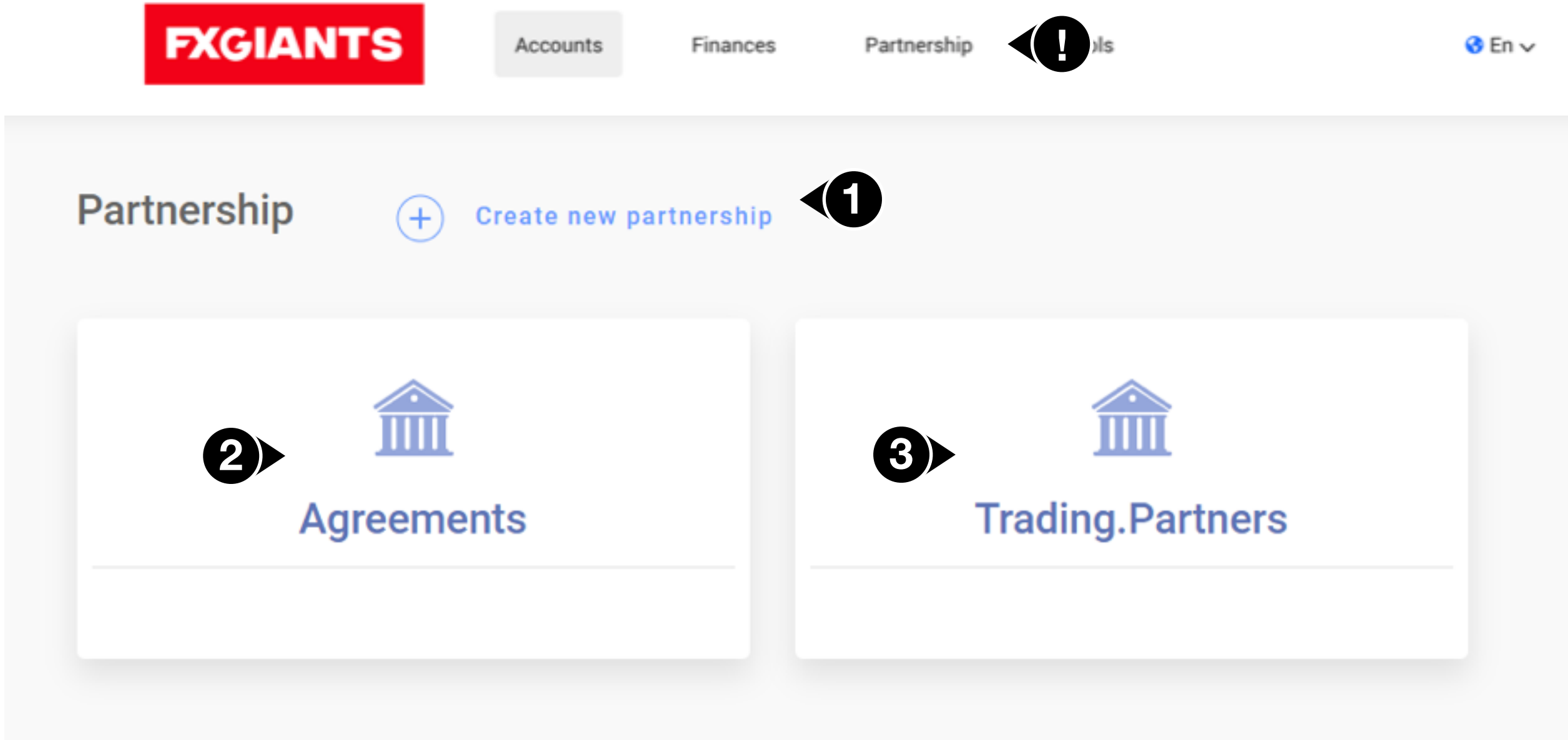
You can select this option to create an additional partnership with new Rebates.
- 2

Agreements

You can see your existing agreements here.
- 3

Trading.Partners

This will direct you to the IB Portal system.



Introduction

A partner can visit the Trading Partners Portal by simply clicking on the Trading.Partners Button or by visiting it directly here: <https://www.trading.partners/>.

Account credentials are exactly the same as the ones used to register and log in to Client Portal as well.

Trading Partners Portal is the IB Portal and it is the place that only Partners can visit and perform various actions such as:

- View Dashboard metrics
- Generate IB Links
- Generate Rebate Reports
- View Partners Hierarchy
- View Client List
- View the trading activity of clients

Trading Partners

ONLINE

Name

TRADING

MARCH 2020

MARCH 2020

DAILY

EXPORT TO EXCEL

EXPORT TO PDF

MOVE THE COLUMN HEADING HERE TO GROUP THE ENTRIES FROM THIS COLUMN.

Date	Value USD	Lots	First trade	Users trad...	Users trad...	Funded ac...	Users fun...	Trades	Deposits ...	Withdraw...	Net Depos...
	0.00	0	0	0	0	0	0	0	0.00	0.00	0.00

0

20

ITEMS ON THE PAGE.

THERE ARE NO ENTRIES TO DISPLAY.

Dashboard

Once you open the Trading Partners Portal, you will be welcomed to the Dashboard. In this area, you can find key information regarding the client.

- 1

Commissions | Rebate Commissions earned for a specific period
- 2

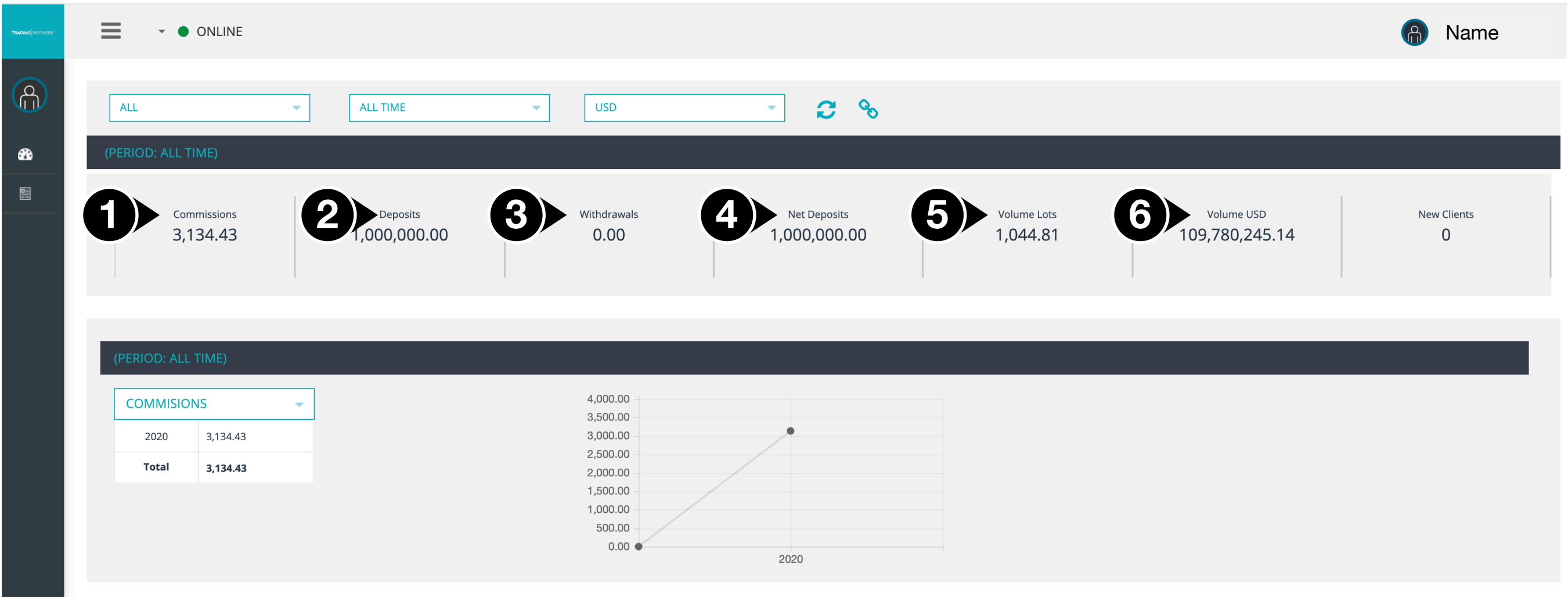
Deposits | Deposits made for a specific period
- 3

Withdrawals | Withdrawals made for a specific period
- 4

Net Deposits | Net deposits for a specific period
- 5

Volume Lots | Volume in Traded Lots generated for a specific period
- 6

Volume USD | Volume in USD generated for a specific period



Dashboard

The dashboard area includes two other filters as well.

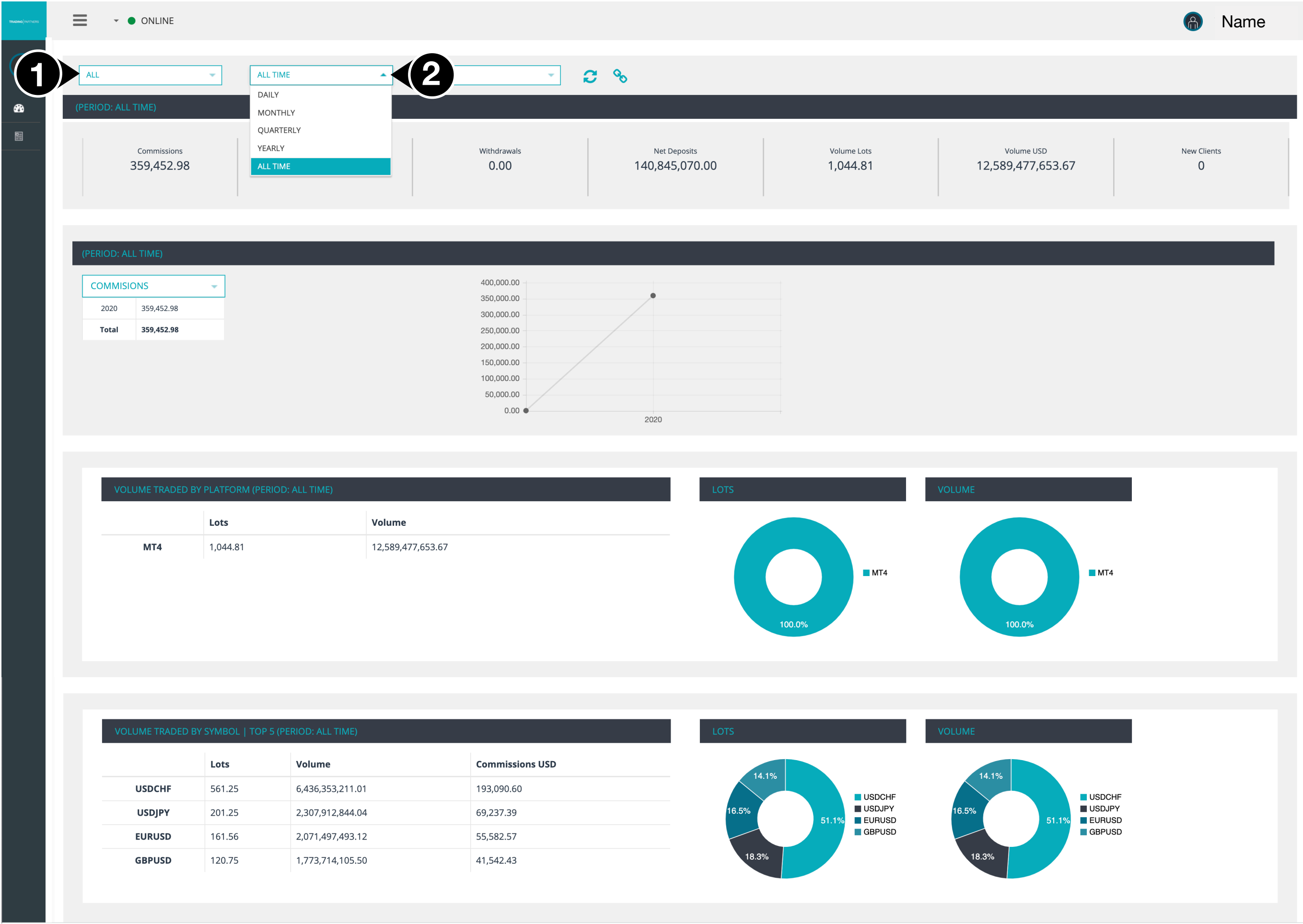
1

Partnerships | You can filter through various partnerships and see specific data either for a specific partnership or for all partnerships.

2

Report Periods | Define the dashboard report periods and:

- All Time | Shows data since the beginning
- Monthly | Data for the current month to date
- Daily | Data for the current day
- Quarter | Data for the current quarter to date
- Year | Data for the current year to date



Dashboard

Partners can create their customized links and also retrieve links that were previously created.

1

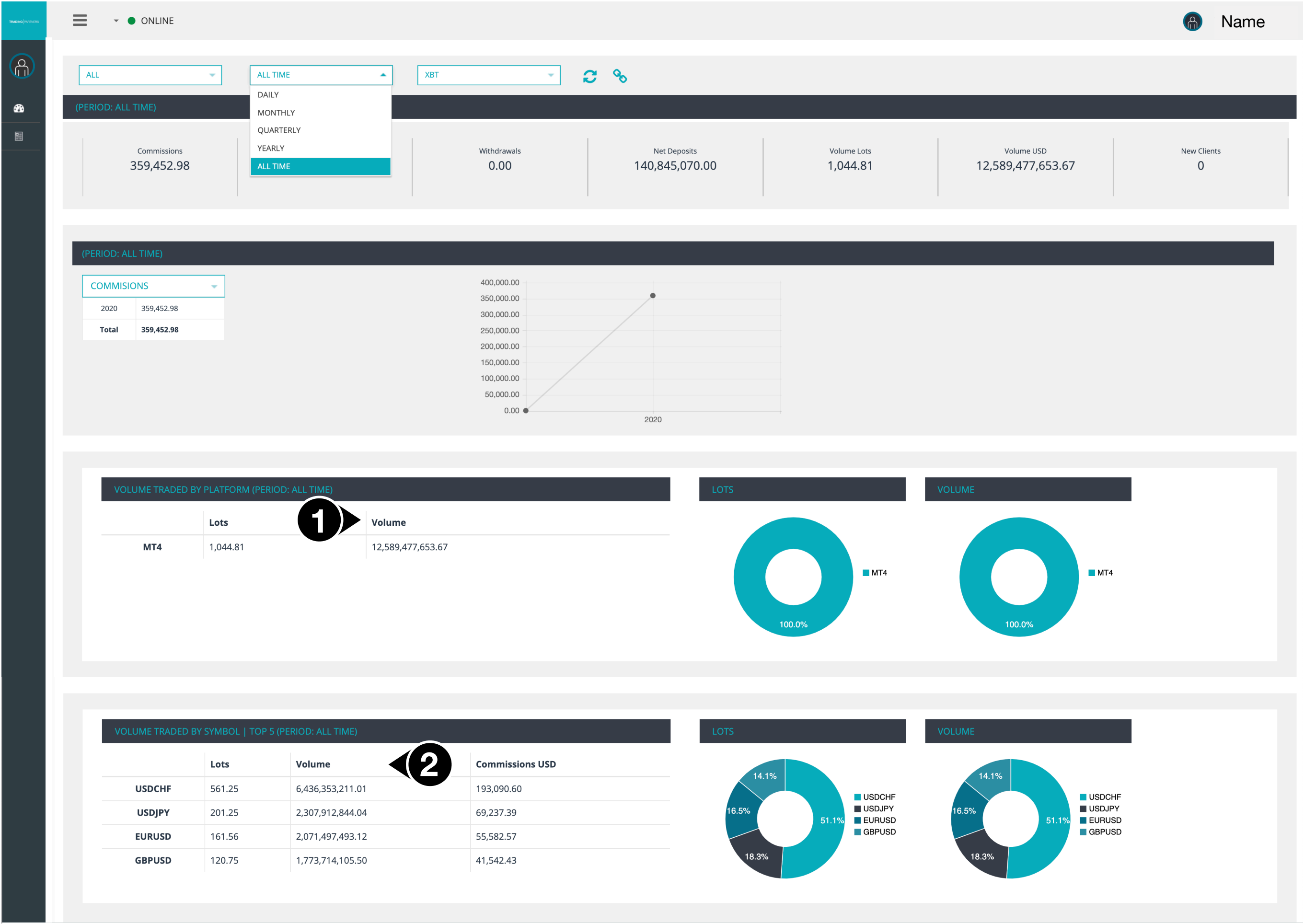
Volume traded by Platform

- Table grid format
- Pie chart format

2

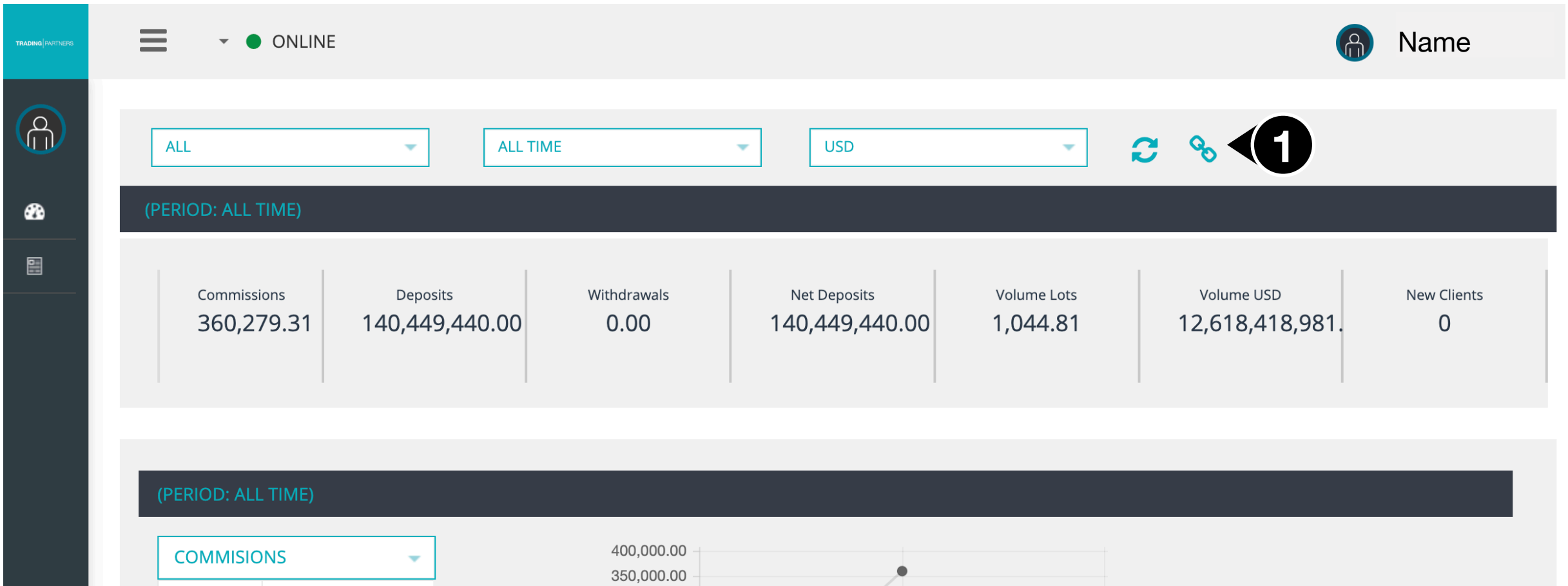
Volume traded by Symbol Table

- Table grid format
- Pie chart format



Partner Link Creation

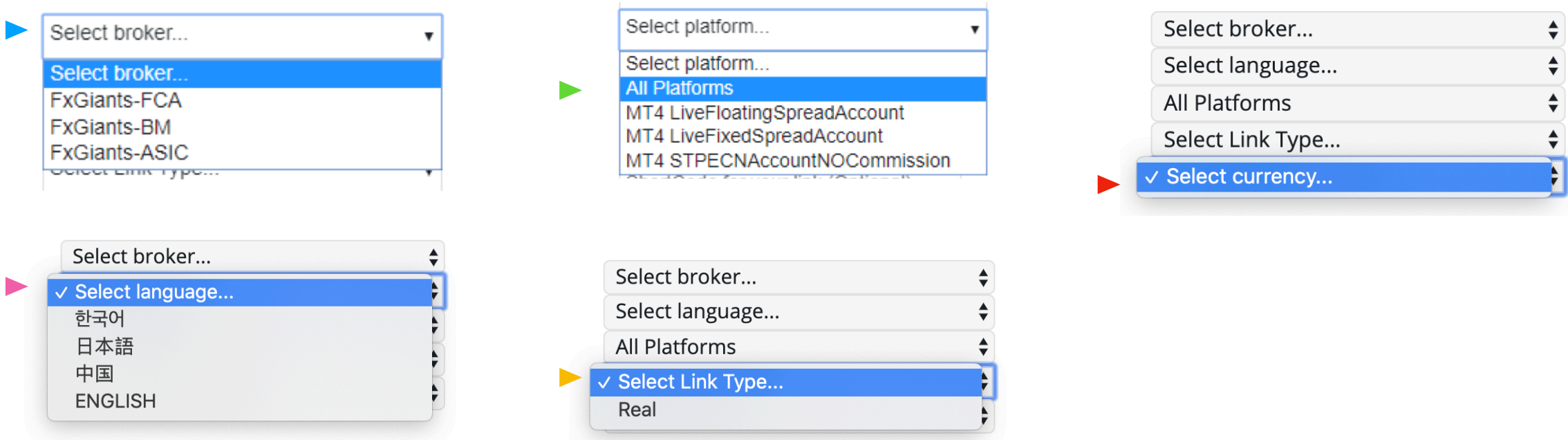
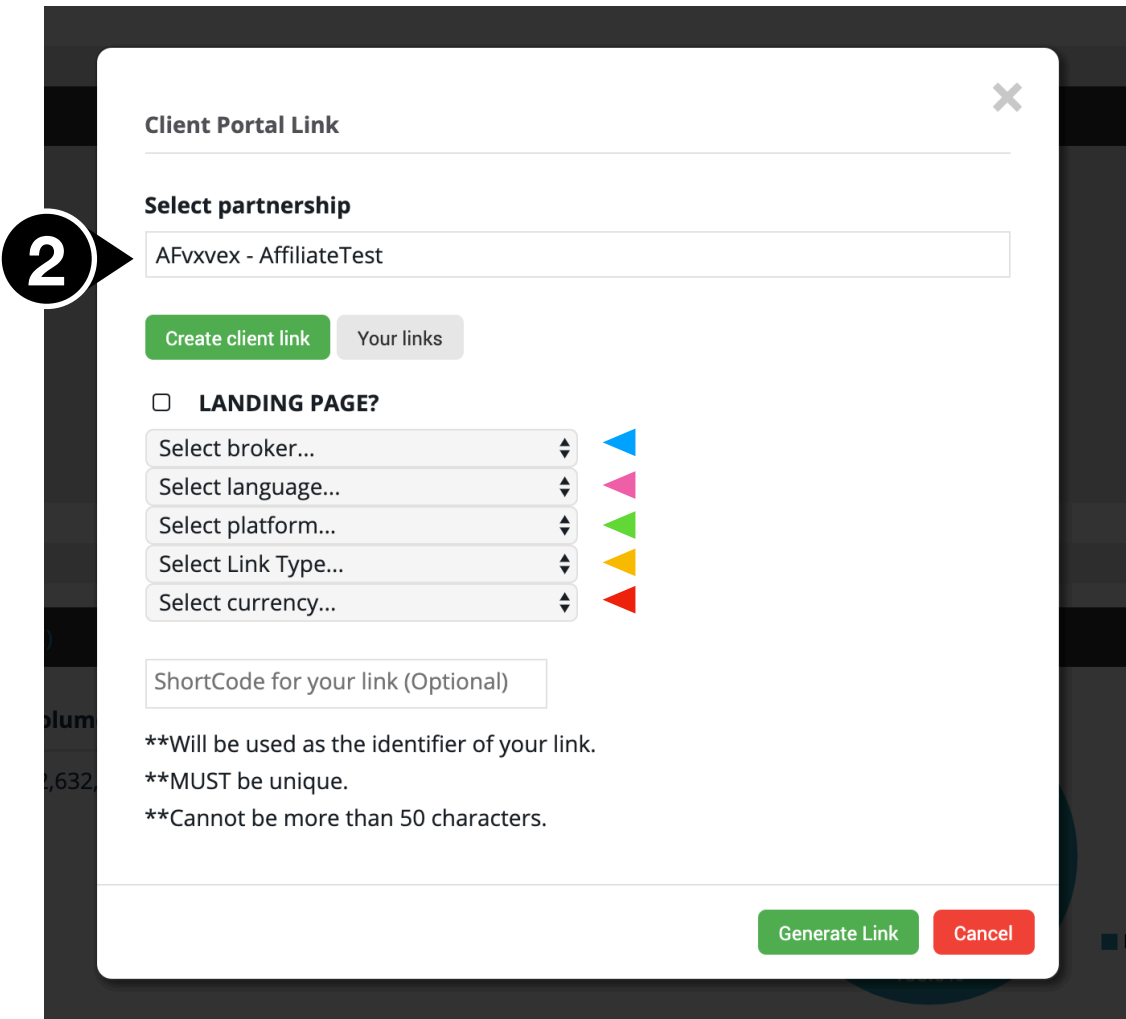
Partners can create their customized links and also retrieve links that were created **1**



When you click the create link button, a new pop-up screen will appear.

2 Select Partnership

- You can select a partnership and then either generate a new client registration link or click My Links to view links you have already created.
- Moving your mouse over a partnership will show additional information on it to make it easier to identify a specific partnership in case you have multiple.



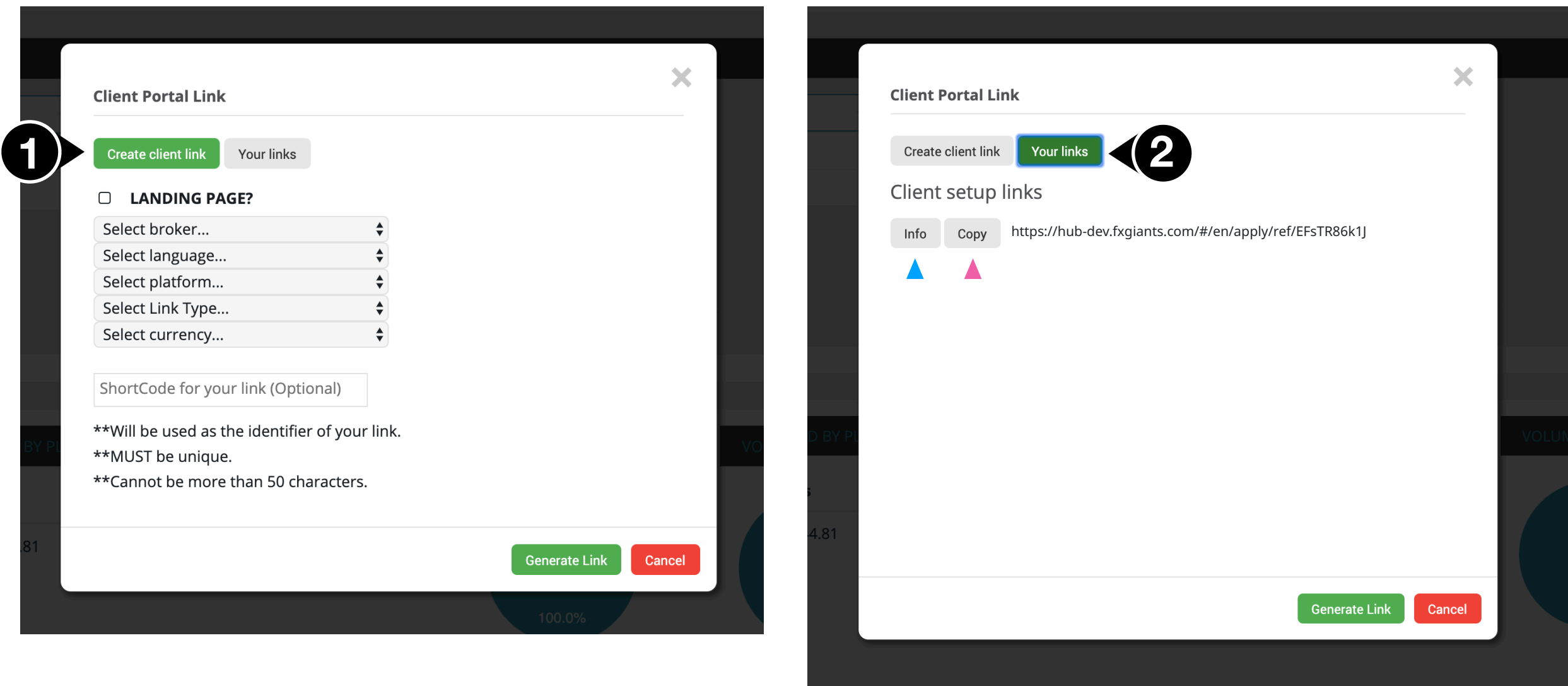
Partner Link Creation

1 Generate Client Registration Link

- Partners can create their registration links (as many as they want) and customize them.
- Select the broker
- Select a landing page (if available)
- Select Registration Language
- Select Platform
- Select Account type
- Select Currency
- Partners can use their custom short codes for their link by typing anything they want in the short code box area as long as the rules mentioned below are correct.
- Once you finish with customizing your link, click ‘generate link’ and then click ‘copy the link’.

2 My Link

- When you click on My Links, you will be able to see links that you have created before.
- ▶ • Click on the **info** button to see more details on the link
- ▶ • Click on the **copy** button to copy the link



1

Reports / Trading report

The trading report will show aggregated client trading information.

2

Aggregation can be filtered per DAY or MONTH

3

Value USD | Volume traded in USD

4

Lots | Lots traded

5

First Trade | Users first trade in that period

6

Users Traded | Trading Accounts traded in that period

7

Users Traded (email) | Physical Person traded in that period

TRADING PARTNERS

ONLINE

1

Trading

Reports

Trading

Clients List

Partners Hierarchy

Summary By Client

TRADING

MARCH 2020MARCH 2020DAILY

MOVE THE COLUMN HEADING HERE TO GROUP THE ENTRIES FROM THIS COLUMN.

Date	Value USD	Lots	First trade	Users traded	Users traded (e...
4. 2020	819,531,699.13	1,926	1	1	1
5. 2020	68,218,213.08	5,604	0	1	1
	239,787,749,912.21	7,529	1	2	2

120ITEMS ON THE PAGE.

Reports / Trading report

The trading report will show aggregated client trading information.

- 8 **Funded Accounts** | Trading Accounts funded in that period
 - 9 **Users Funded (email)** | Physical Person funded in that period
 - 10 **Trades** | Total No. of trades in that period
 - 11 **Deposit** | Deposits made in that period
 - 12 **Withdrawals** | Withdrawals made in that period
 - 13 **Net Deposits** | Net Deposits in that period

Name

EXPORT TO EXCEL

EXPORT TO PDF

Funded accounts	Users funded (e...)	Trades	Deposits USD	Withdrawals USD	Net Deposits USD
8	1	42	1,043,720.00	0.00	141,043,720.00
	0	28	0.00	0.00	0.00
1	1	70	141,043,720.00	0.00	141,043,720.00

SHOWING RECORDS 1 - 2 OF 2

1

Reports / Client list report

Client List report will show all trading accounts with some key information.

2

Partner Code | Partnership Code the client is under

3

Client | Client Email

4

Login | Trading Account Login No.

5

Currency | Trading Account Currency

6

Leverage | Trading Account Leverage

7

Type | Trading Account Type

8

Start Date | When the trading account was de-activated

1

TRADING PARTNERS

1

ONLINE

1

1

1

1

CLIENTS LIST

MOVE THE COLUMN HEADING HERE TO GROUP THE ENTRIES FROM THIS COLUMN.

Partner ...	Client	Login	Currency	Leverage	Type	Start d...
AFV...	F1F...EBEA...	13...	US...	500...	Classic	12/2020

1

50

ITEMS ON THE PAGE.

1

Reports

Trading

1

Clients List

Partners Hierarchy

Commisions By Client

Reports / Client list report

Client List report will show all trading accounts with some key information.

- 9

End Date | When the trading account was de-activated
- 10

Last Trade date | Last date of the trade
- 11

Value USD | Volume traded
- 12

Deposit | Deposits made on the trading account
- 13

Withdrawals | Withdrawals made on the trading account
- 14

Net Deposits | Net Deposits made on the trading account
- 15

Real Equity | Trading Account Reality Equity is the Equity excluding any bonuses received.

<div><div></div><div>Name</div></div>						
<div><div>EXPORT TO EXCEL</div><div>EXPORT TO PDF</div></div>						
End date	Last tra...	Value U...	Deposit...	Withdra...	Net dep...	Real eq...
9	1005/01/2020	111,700,095,189...	121,000,000.00	130.00	141,000,000.00	15985,296.81
		1,700,095,1...	1,000,000.00	0.00	1,000,000.00	985,296.81
SHOWING RECORDS 1 - 1 OF 1						

1

Reports / Summary by Client Report

Summary by Client report can generate or request commissions related reports for specific periods. Once a report is requested, the system will generate a real-time report meaning that it will calculate all commissions up to the moment of the request and it will then report the data.

2

Select Period in months

3

Click GET REPORT REQUESTS

4

You can click on any one of the report requests to see more details

TRADING PARTNERS

PARTNERS

Thomas Hansen

Dashboard

Reports

Trading

Partners Hierarchy

Commissions By Client

Closed Positions

Clients List

ONLINE

Name

COMMISSIONS BY CLIENT

JANUARY 2020

JANUARY 2020

3

GET REPORT REQUESTS

REPORT REQUESTS

Partner	Created On	From Date	To Date	Status
Thomas Hansen	03/09/2020 14:56:36	01/01/2020	31/01/2020	Completed
Thomas Hansen	09/03/2020 14:56:46	01/01/2020	25/01/2020	Completed

1

2

4

Reports / Summary by Client Report

- 1

Once you click on a report request, you will see the aggregated commissions for that period per partnership.
If you want to see details per client, then click on the partnership to have access to the details
- 2

Partnership | Partnership Code
- 3

Partnership Type | The type of partnership (MLM, IB, CPA)
- 4

Scheme | Commissions Scheme
- 5

Scheme Type | What type is the scheme (Dynamic which is Rebates, CPA, NSR)
- 6

Rebates | Commissions earned from Rebates

TRADING PARTNERS

☰

ONLINE

👤

Name

COMMISIONS BY CLIENT

JANUARY 2020

MARCH 2020

CREATE

GET REPORT REQUESTS

REPORT REQUESTS

Partner	Created On	From Date	To Date	Currency	Status
Name	03/03/2020 09:53:43	01/03/2020	05/03/2020	XBT	Completed
Name	03/09/2020 15:58:45	01/03/2020	09/03/2020	XBT	Completed

REPORTS

HIDE EMPTY REPORTS

Partnership	Partnersh...	Scheme	Scheme T...	Rebate	Commision Markup	Spread Markup	Total Rebates	Sub IB Commission	Payment	Profit
Partner: dev...mas.hansen+x7...@gmail.com										
AFV: 1	Aff: 2	Af: 3	Dy: 4	5	93.90	0.00	0.00	360,693.90	-	360,693.90
					,693.90	0.00	0.00	360,693.90	-	360,693.90
					360,693.90	0.00	0.00	360,693.90	-	360,693.90

1

10

ITEMS ON THE PAGE.

DISPLAYING RECORDS 1 - 1 OF 1

Reports / Summary by Client Report

- 7

Commissions Markup | Commissions earned from Spread markup
- 8

Spread Markup | Commissions earned from Spread markup
- 9

Total Rebates | Rebates + Commissions Markup + Spread markup
- 10

Sub IB Commissions | Commissions earned from SUB IBs or MLM Childs
- 11

Payment | The amount of money that will be paid (Total Rebates + Sub IB Commissions)
- 12

Profit | Profit will show data only for NSR schemes

TRADING PARTNERS

ONLINE

Name

COMMISSIONS BY CLIENT

JANUARY 2020

MARCH 2020

CREATE

GET REPORT REQUESTS

REPORT REQUESTS

Partner	Created On	From Date	To Date	Currency	Status
Name	03/03/2020 09:53:43	01/03/2020	05/03/2020	XBT	Completed
Name	03/09/2020 15:58:45	01/03/2020	09/03/2020	XBT	Completed

REPORTS

HIDE EMPTY REPORTS

Partnership	Partnersh...	Scheme	Scheme T...	Rebate	Commission Markup	Spread Markup	Total Rebates	Sub IB Commission	Payment	Profit
Partner: dev.thomas.hansen+x7780@gmail.com										
AFvxxvex	Affiliate	AffiliateTest	Dynamic	360,693.90	7 0.00	8 0.00	9 0,693.90	10 -	11 1,693.90	12 -
				360,693.90	0.00	0.00	30,693.90	-	0,693.90	-
				360,693.90	0.00	0.00	360,693.90	-	360,693.90	-

1

10

ITEMS ON THE PAGE.

DISPLAYING RECORDS 1 - 1 OF 1

Reports / Summary by Client Report

- 1

Once you click on the specific partnership, you will be able to see a breakdown detailed report per client for that specific partnership you chose.
- 2

You can group data by Login, Symbol Group or Symbol
- 3

Default grouping is by Login
- 4

Login | Trading Account No.
- 5

Symbol | Traded Symbol
- 6

Rebate | Rebates earned from that trading account and that symbol
- 7

Volume USD | Volume generated in USD from that trading account and that symbol

ENGLISH GLOBAL

ONLINE

Name

SUMMARY BY CLIENT REPORT

FEBRUARY 2020

FEBRUARY 2020

CREATE

GET REPORT REQUESTS

REPORT REQUESTS

Partner	Created On	From Date	To Date	Currency	Status
Name	18/02/2020 13:47:50	01/02/2020	18/02/2020	USD	Completed
Name	18/02/2020 13:48:05	01/02/2020	18/02/2020	JPY	Completed
Name	10/03/2020 11:05:18	01/02/2020	29/02/2020	JPY	Completed

REPORTS

HIDE EMPTY REPORTS

Partnership	Partnership Type	Scheme	Scheme Type	Rebate Local	Commission Markup	Spread Markup	Total Rebates	Sub IB Commission	Payment	Profit
Partner: fctest77+mlmChild03@gmail.com										
IBSr4ao	MLM Child	Test 05	Dynamic	18.94	0.00	0.00	18.94	-17.05	1.89	-
				18.94	0.00	0.00	18.94	-17.05	1.89	-
				18.94	0.00	0.00	18.94	-17.05	1.89	-

1

10

ITEMS PER PAGE

1 - 1 OF 1 ITEMS

1

EXPORT TO EXCEL

EXPORT TO PDF

GROUP BY

Login

Group

Symbol

2

LOGIN

3

Group	Symbol	Rebate Local	Volume	Volume Lots	Commission Markup	Spread Markup	Payment
Login: 71000598							
Forex	EUP	5.00	108,335.00	1.00	0.00	0.00	5.00
Forex	GBI	5.08	130,020.00	1.00	0.00	0.00	5.08
		10.08	238,355.00	2.00	0.00	0.00	10.08
Login: 71000500							
Forex Majors	GBPCHF	5.08	130,033.00	1.00	0.00	0.00	5.08
Forex Majors	USDCAD	3.77	100,000.00	1.00	0.00	0.00	3.77
		8.86	230,033.00	2.00	0.00	0.00	8.86
		18.94	468,388.00	4.00	0.00	0.00	18.94
						Sub IB Commission USD	-17.05
						Total Payment	1.89

1

20

ITEMS PER PAGE

1 - 4 OF 4 ITEMS

Reports / Summary by Client Report

- 8 **Volume Lots** | Traded Lots from that trading account and that symbol
 - 9 **Commissions Markup** | Commission Markup earned from that client and that symbol
 - 10 **Spread Markup** | Spread Markup earned from that client and that symbol
 - 11 **Payment** | Total Rebates paid for that trading account and that symbol (Rebates + Commissions Markup + Spread Markup)
 - 12 **Grant Totals** | Rebates earned from that trading account and that symbol
 - **Sub IB Commissions** | Sub IB Commissions paid in total
 - **Total Payment** | Total Payment from all clients

ENGLISH GLOBAL

ONLINE

Name

SUMMARY BY CLIENT REPORT

FEBRUARY 2020

FEBRUARY 2020

CREATE

GET REPORT REQUESTS

REPORT REQUESTS

Partner	Created On	From Date	To Date	Currency	Status
Name	18/02/2020 13:47:50	01/02/2020	18/02/2020	USD	Completed
Name	18/02/2020 13:48:05	01/02/2020	18/02/2020	JPY	Completed
Name	10/03/2020 11:05:18	01/02/2020	29/02/2020	JPY	Completed

REPORTS

HIDE EMPTY REPORTS

Partnership

Partnership Type

Scheme

Scheme Type

Rebate Local

Commission Markup

Spread Markup

Total Rebates

Sub IB Commission

Payment

Profit

Partner: fxtest77+mlmChild03@gmail.com

IBSr4ao	MLM Child	Test 05	Dynamic	18.94	0.00	0.00	18.94	-17.05	1.89	-
				18.94	0.00	0.00	18.94	-17.05	1.89	-
				18.94	0.00	0.00	18.94	-17.05	1.89	-

1

10 ITEMS PER PAGE

1 - 1 OF 1 ITEMS

EXPORT TO EXCEL

EXPORT TO PDF

GROUP BY

Login

Group

Symbol

LOGIN

Group	Symbol	Rebate Local	Volume	Volume Lot	Commission	Spread Markup	Payment
Login: 71000498							
Forex Majors	EURUSD	5.00	108,335.00		1.00	0.00	5.00
Forex Majors	GBPCHF	5.08	130,020.00		1.00	0.00	5.08
		10.08	238,355.00		2.00	0.00	10.08
Login: 71000500							
Forex Majors	GBPCHF	5.08	130,033.00		1.00	0.00	5.08
Forex Majors	USDCAD	3.77	100,000.00		1.00	0.00	3.77
		8.86	230,033.00		2.00	0.00	8.86
		18.94	468,388.00		4.00	0.00	18.94
						Sub IB Commission USD	-17.05
						Total Payment	1.89

1

20 ITEMS PER PAGE

1 - 4 OF 4 ITEMS

1

Reports / Partners Hierarchy Report

This report can show all the details of the partner, including all partnerships and their relationships as well as all clients under each partnership.

- 2
- Furthermore, the client section **highlighted in orange** can be clicked to get a detailed list of clients under each partnership and also export it in an Excel document.

1

Trading

Partners Hierarchy

Commissions By Client

Closed Positions

Clients List

Partners Hierarchy

VERTICALTREE

THOMAS HANSEN

AFVXVEX

21 CLIENT

Partner

Partnership

Terminated

Sub-Partnership

Clients

2

Client list of partnership AFvxvex

EXPORT TO EXCEL

EXPORT TO PDF

MOVE THE COLUMN HEADING HERE TO GROUP THE ENTRIES FROM THIS COLUMN.

Login	Server	Platform...	Currency	Platform	Trading ...
13544	MT4 AMT Dev	FC-P-BM-USD	USD	MT4	MT4 Classic

1

20

ITEMS ON THE PAGE.

SHOWING RECORDS 1 - 1 OF 1